









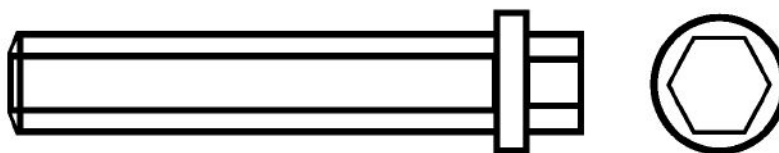
Hex-Shank tool labels are color coded for easy identification.

	Green			White			Blue			Red			
	7/8" X 3-1/4"			1" X 4-1/4"			1-1/8" X 6"			1-1/4" X 6"			
Working End	Part #	Length	Weight	Part #	Length	Weight	Part #	Length	Weight	Part #	Length	Weight	Application
ASPHALT CUTTER 	B10500	11"	5.6	B20500	11"	6.6	B30500	11"	8.4	B40500	11"	9.1	The 5" wide blade of the Asphalt Cutter is specifically designed so that the full width of the blade can be used to its full advantage for cutting asphalt.
ASPHALT WEDGE 				B21000	12"	6.8	B31000	12"	7.2	B41000	12"	7.8	The Asphalt Wedge is suitable for cutting asphalt pavement when a wedging action is needed.
CLAY SPADE 		Blade			Blade			Blade			Blade		The Clay Spades are thin and curved for cutting and removal of clay and hardpan. A heavier blade is furnished where usages are trenching, trimming, and general excavation.
	B10200	4-1/2"	6.9	B20200	4-1/2"	7.2	B30200	4-1/2"	9.8	B40200	4-1/2"	10.3	
	B10300	5-1/2"	7.3	B20300	5-1/2"	7.6	B30300	5-1/2"	10.1	B40300	5-1/2"	11.0	
							B30400	8"	13.6	B40400	8"	13.8	
BUSHING TOOL 	B11000	12"	6.1	B21100	9"	5.4	B31100	9"	7.0	B41100	9"	7.5	The Bushing Tool levels or roughens uneven floors or walls prior to resurfacing. Also used to remove excess material such as concrete seepage after the pouring of a form.
FROST WEDGE 				B20700	17-1/2"	6.4	B30700	17-1/2"	10.5	B40700	17-1/2"	11.9	Frozen ground breaks rapidly when the inclined shape of the Frost Wedge is applied. Few accessory tools save as much time and labor when winter persists.
DIGGING CHISEL 	B10600	17-1/4"	6.8	B20600	17-1/4"	7.5	B30600	16-1/2"	9.3	B40600	16-1/2"	10.6	When deeper penetration is desired, the 3" Digging Chisel will do the job. It is sometimes used to cut asphalt or frozen earth.
TARMAC CUTTER 							B30035	10-1/2"	7.8	B40035	10-1/2"	8.3	The Tarmac Cutter has a tapered blade which forms a wedging action to improve the efficiency of your hammer. This tool is designed for use on asphalt only.

Note: Length is under collar.

Call your local warehouse for longer lengths and other shank options.

Bladed Tools











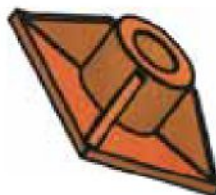
**Brunner
& Lay**

"Quality First" since 1882

Hex-Shank tool labels are color coded for easy identification.

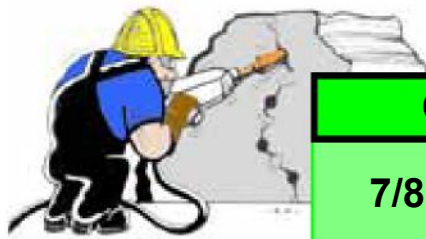
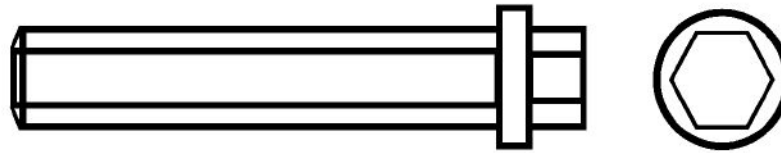
Green	White	Blue	Red
7/8" X 3-1/4"	1" X 4-1/4"	1-1/8" X 6"	1-1/4" X 6"











Working End	Part #	Length	Weight	Part #	Length	Weight	Part #	Length	Weight	Part #	Length	Weight	Application
CONCRETE BUSTER 				B20800	14-1/2"	10.0	B30800	14-1/2"	11.0	B40800	14-1/2"	11.6	The Concrete Buster is for splitting rocks and mass shaped concrete. Insert in a 1-5/8" drilled hole and watch the object split directions.
BRICK REMOVING TOOL 				B20900	11-1/2"	6.5	B30900	11-1/2"	6.9	B40900	11-1/2"	7.5	The Brick Removing Tool is our answer on how to remove granite bricks from the streets without breaking the blocks, and also breaking curbing on city streets.
KEEN KUT 							A90008	16"	7.7	A90009	16"	9.1	A Keen Kut , also known as an arrow point, is a wedge shaped tool that is used successfully for rapid breaking of softer or friable types of materials.
PLUG & FEATHERS 					Shank	1-1/2'	B32000		6.9	B42000		10.5	Pneumatic Plug and Feathers will perform in either a 1-1/2" or 2" diameter hole. Specify the hole size needed. This tool is mostly used in line splitting of concrete, but will also do a good job on boulders.
					Feather		B92200		4.0	B92200		4.0	
					Shank	2"	B32100		10.0	B42100		10.3	
					Feather		B92300		5.8	B92300		5.8	
DETACHABLE SHANK 	B11200	9"	4.6	B21200	9"	5.3	B31200	9"	6.8	B41200	9"	7.3	Detachable Shanks are available in all paving breaker shank sizes and fit all Tamper Pads and Sheathing Driver Shoes. Sheathing Driver Shoes are available for driving either 2" or 3" wood sheathing. Attach a 6" square, 8" square, or 7" round Tamper Pad to the detachable shank and you have a compact and easily handled tamper tool for tamping backfill, packing loosened materials or compacting dirt. The round-style pads are generally used as all-purpose tools while the square style is adapted for tamping asphalt pavement.
SHEATHING DRIVER SHOE 	Use with Detachable Shank				Shoe size	Part #	Weight						
					2"	B91502	14.6						
					3"	B91503	16.6						
DIRT TAMPERS 	Use with Detachable Shank				Pad Size	Part #	Weight						
					7" Round	B91607	15.0						
					6" Square	B91606	12.6						
				8" Square	B91608	18.2							

Note: Length is under collar.

Call your local warehouse for longer lengths and other shank options.



Hex-Shank tool labels are color coded for easy identification.

			Green			White			Blue			Red						
			7/8" X 3-1/4"			1" X 4-1/4"			1-1/8" X 6"			1-1/4" X 6"						
Working End			Part #	Length	Weight	Part #	Length	Weight	Part #	Length	Weight	Part #	Length	Weight	Application			
PIN DRIVER  <div>Two Piece</div>			<div>Pin size</div> <div>5/8"</div> <div>3/4"</div> <div>7/8"</div> <div>1"</div> <div>1-1/4"</div> <div>1-1/2"</div> <div>1-3/4"</div> <div>2"</div> <div>2-1/2"</div>			B21983		4.7	B31983		5.8	B41983		7.5	The Pin Driver , furnished in diameters ranging from 5/8" thru 2-1/2" is used to drive form pins, curbing pins, and varied sizes of both steel and wooden stakes.			
						B21985		5.0	B31985		6.6	B41985		7.4				
						B21987		5.0	B31987		6.4	B41987		7.1				
						B21989		4.6	B31989		6.1	B41989		6.8				
						B21991		4.2	B31991		5.8	B41991		6.7				
						B21993		7.1	B31993		8.3	B41993		8.8				
						B21995		6.9	B31995		8.1	B41995		8.5				
						B21997		6.6	B31997		7.8	B41997		8.2				
						B21999		13.6	B31999		15.3	B41999		15.8				
GROUND ROD DRIVER 			<div>Rod size</div> <div>5/8"</div> <div>3/4"</div> <div>7/8"</div> <div>1"</div>	B12783	4.2	B22783		4.9	B32783		6.4	B42783		7.3	The Ground Rod Driver is available in 5/8", 3/4", 7/8" and 1" rod sizes. A 3" deep hole is incorporated in the driving end to guide and support the ground rod.			
				B12785	4.2	B22785		4.8	B32785		6.4	B42785		7.3				
						B22787		4.2	B32787		6.1	B42787		7.1				
						B22789		4.2	B32789		6.1	B42789		6.8				
SIGN POST DRIVER <div>Two-piece set</div>			 ROUND			B24006	5-1/2"	7.2	B34006	5-1/2"	8.8	B44006	5-1/2"	10.0	The Sign Post Drivers are primarily used by Municipalities for driving the U shaped sign posts. The two piece shank and cup are specifically designed for this application.			
			 SQUARE			B22006		11.5	B32006		13.5	B42006		14.4				
						B25006		12.0	B35006		14.0	B45006		15.0				
						B26006		12.4	B36006		14.5	B46006		15.4				
						B27006		13.0	B37006		15.2	B47006		16.0				
RAILROAD SPIKE DRIVER 						B41850		3.7	B41851		4.3	B41852		5.8	B41853		7.0	The curved concave face of the Railroad Spike Driver seats firmly on the head of the spike.
PIPE DRIVER  <div>Pipe size</div> <div>1" to 2"</div> <div>1-1/4" to 2"</div> <div>1-1/2" to 2"</div> <div>Larger Drivers are sold as two piece sets.</div>			CUP 			B21861		15.6	B31861		16.3	B31863		16.7	B41863		17.1	The Pipe Driver is used to drive different diameter pipes from 1" up to 2". The larger drivers are sold as a two-piece set.
												B41865		17.4				

Note: Length is under collar.

Call your local warehouse for longer lengths and other shank options.